










Color the faces to match the sign!

ASL Practice









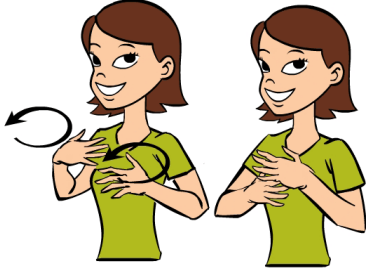
Colors 1











Color the faces to match the sign!

ASL Practice

Colors 2



Color the faces to match the sign!



Teachers:
Use these color cut outs for a permanent matching worksheet (Velcro and lamination recommended)